



ಬೃಹತ್ ಬೆಂಗಳೂರು ಮಹಾನಗರ ಪಾಲಿಕೆ
Bruhat Bengaluru Mahanagara Palike



BBMP COVID-19 WAR ROOM 19.06.2023

BBMP / COVID-19 WAR ROOM / BULLETIN – 1183/ 19.06.2023 / #BBMPfightsCOVID19



OVERVIEW OF COVID-19 IN BENGALURU



CASE TRENDS

ACTIVE CASES

14

Confirmed Cases

3

18,86,836[#]

Recovered Cases

2

18,69,821[#]

Death Cases

0

17,001[#]



HOSPITALIZATION

0

ICU – V

-

ICU

-

HDU

-

General

-

INCLUDES GOVT. QUOTA AND PRIVATE WALK-IN HOSPITALIZATION



VACCINATION

2

2,07,01,081[#]

First Dose

2

96,89,938[#]

Second Dose

0

95,11,716[#]

Precaution Dose

0

14,99,427[#]



TRIAGING

MTU

0

Tele Triage

0



ACTIVE CZs

0

MCZs (< 5 cases)

0

Clusters (> 5 cases)

0



TESTING

171

3,24,39,642[#]

RAT

47

RTPCR

124

Positivity :0.27%

*FOR LAST 7 DAYS

: indicates cumulative numbers till date



ABSTRACT OF COVID-19 SCENARIO IN BENGALURU



	MALE			FEMALE			TRANSGENDER			TOTAL		
	Last 24 Hours	Last 7 Days	Cumulative	Last 24 Hours	Last 7 Days	Cumulative	Last 24 Hours	Last 7 Days	Cumulative	Last 24 Hours	Last 7 Days	Cumulative
Positive Cases	2	9	11,11,980	1	7	7,74,660	0	0	196	3	16	18,86,836
Recovered Cases	0	14	10,99,632	2	11	7,69,059	0	0	187	2	25	18,69,821
Death Cases	0	0	10,770	0	0	6,227	0	0	4	0	0	17,001
Total Tests Done	In Last 24 hrs. : 171			In last 7 days : 5,872			Cumulative : 3,24,39,642					
Vaccine Doses Administered	In Last 24 hrs. : 2			In last 7 days : 42			Cumulative : 2,07,01,081					
ACTIVE CASES									14			

*Covid deaths occurred today : 00 | Covid deaths occurred beyond last 24hrs., reported today : 00

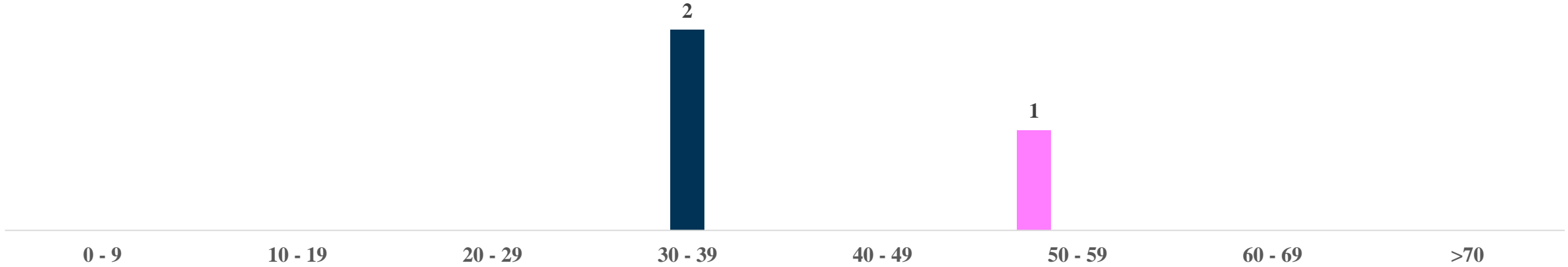


LAST 24 HOURS AGE GROUP AND GENDER WISE DISTRIBUTION



Positive Cases : 3

Female Male Transgender



Recovered Cases : 2



Death Cases : 0

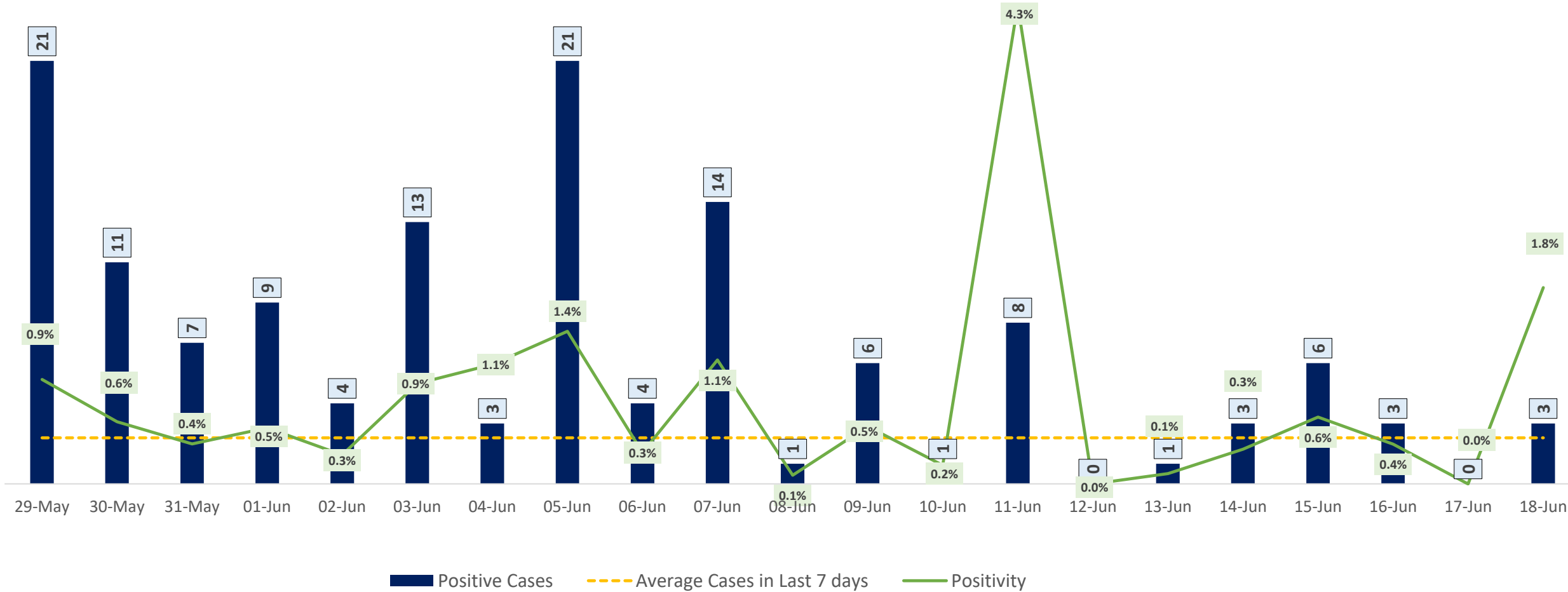




POSITIVITY RATE OF BENGALURU – LAST 21 DAYS



Average Cases in Last 7 days : 2

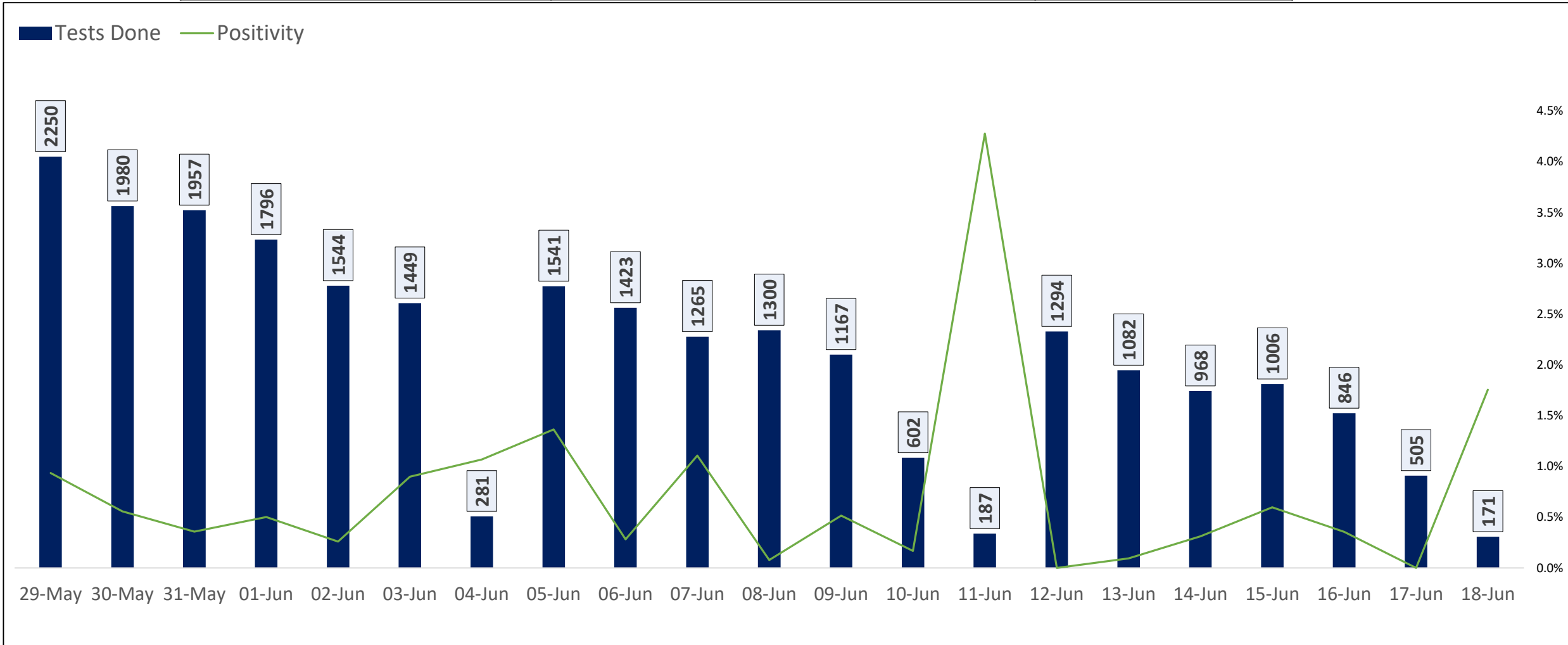




TESTING TRENDS IN BENGALURU

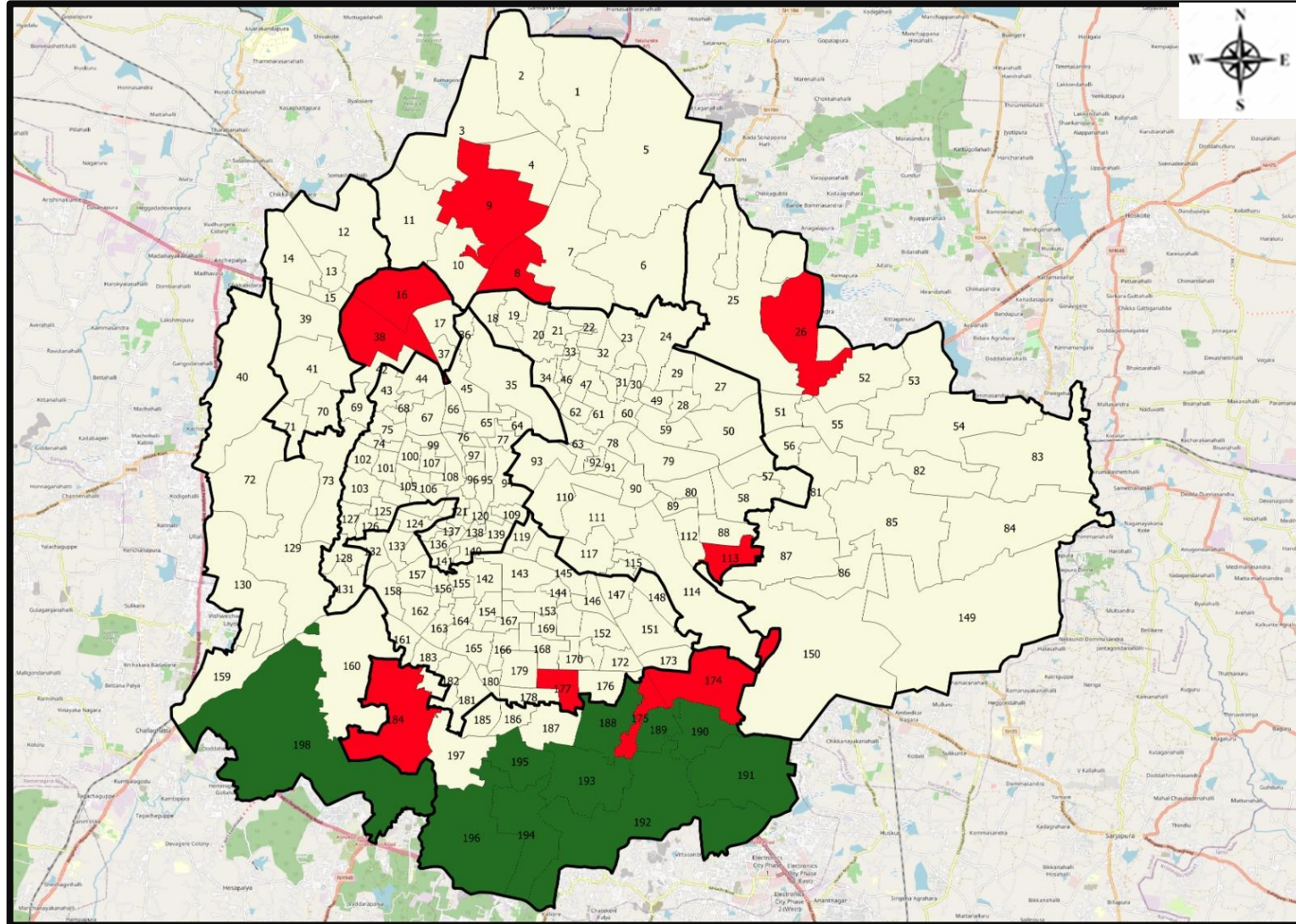


Total Test Conducted Till Date	Test Conducted Last 24 hours	Last 7 Days Average
3,24,39,642	171	839





BENGALURU URBAN MAP SHOWING TREND OF POSITIVE CASES IN LAST 7 DAYS



Top 10 wards reporting highest number of positive cases in last 10 days

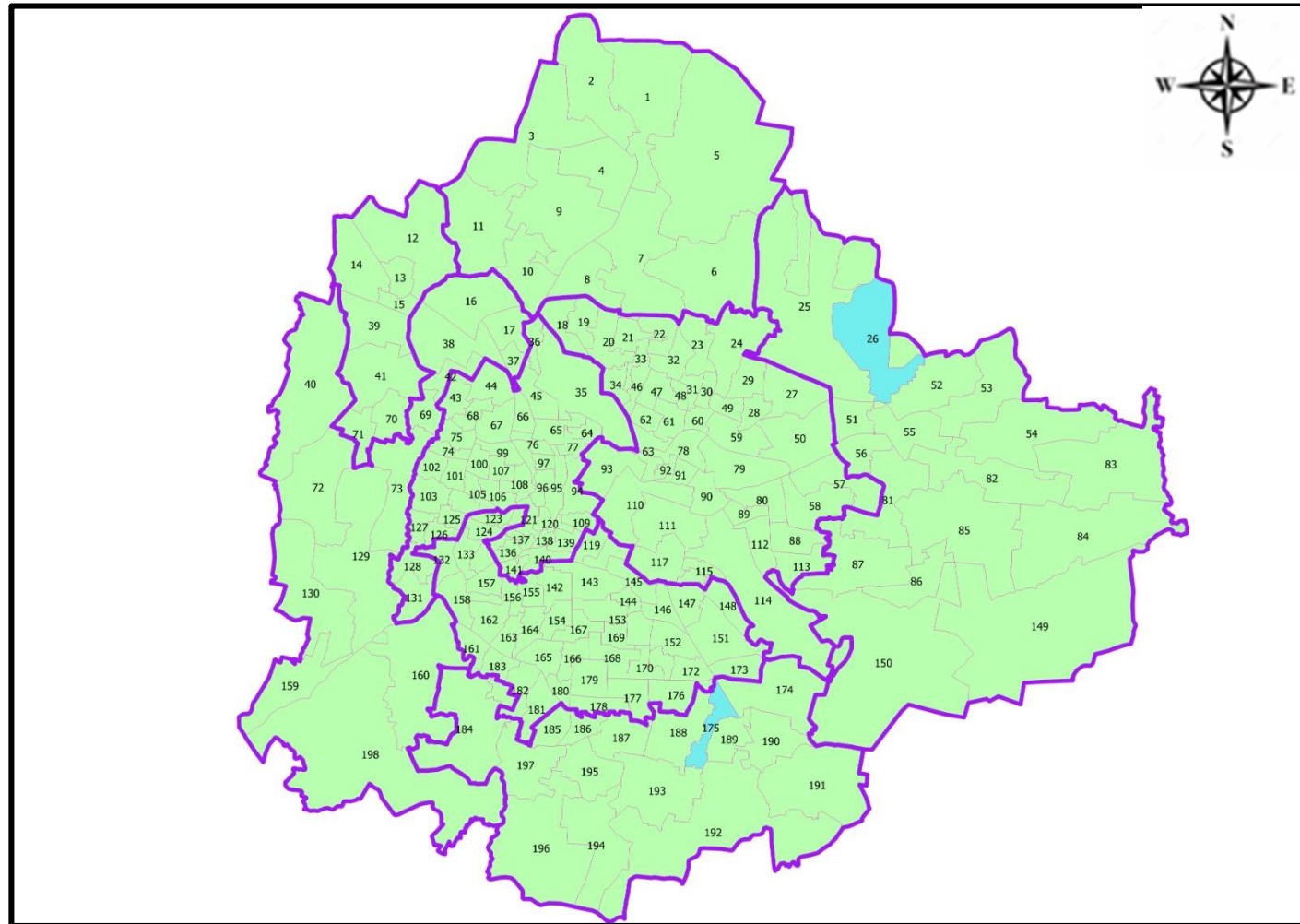
Ward No.	Ward Name	Daily Cases Average
26	Ramamurthy Nagar	1
175	Bommanahalli	1
8	Kodigehalli	1
9	Vidyaranyaपुरa	1
16	Jalahalli	1
38	HMT Ward	1
113	Konena Agrahara	1
174	HSR Layout	1
177	J P Nagar	1
184	Uttarahalli	1







Top 10 wards reporting least number of positive cases in last 7 days

Ward No.	Ward Name	Daily Cases Average
198	Hemmigepura	0
196	Anjanapura	0
195	Konanakunte	0
194	Gottigere	0
193	Arakere	0
192	Begur	0
191	Singasandra	0
190	Mangammanapalya	0
189	Hongasandra	0
188	Bilekhali	0



BENGALURU MAP SHOWING INTENSITY OF POSITIVE CASES IN LAST 7 DAYS



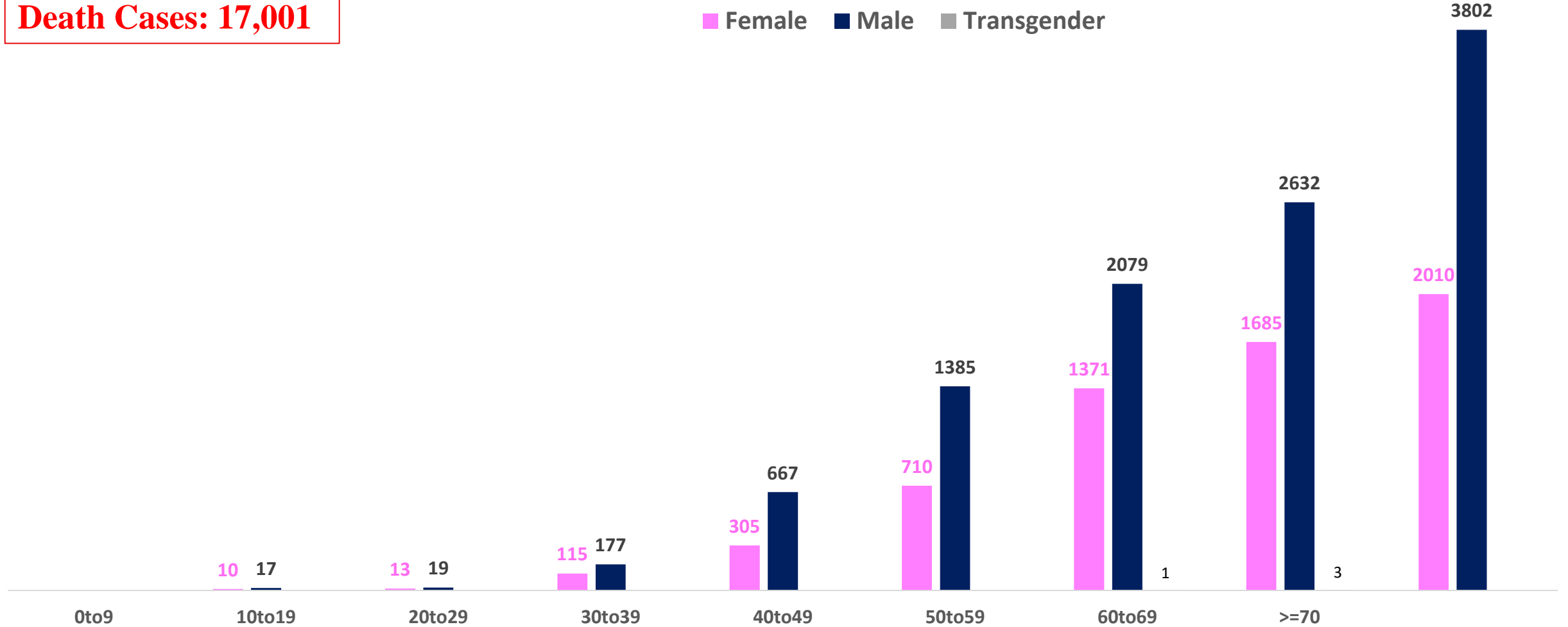
-  **Level 1 : 0 to 1 Cases**
-  **Level 2 : 1 to 3 Cases**
-  **Level 3 : 3 to 5 Cases**
-  **Level 4 : 5 to 10 Cases**
-  **Level 5 : More than 10 Cases**
-  **Zone Boundaries**



AGE AND GENDER WISE DISTRIBUTION OF DEATH CASES



Death Cases: 17,001





SNAPSHOT OF COVID-19 CASES IN BENGALURU URBAN



**Total Wards With
< = 1 Cases* :
187**

**Tests Conducted
on 18.06.2023:
171**

**Recovery
Rate*:
99.10%**

**Total
Active Cases :
14**

**Total Vaccinated
on 18.06.2023:
2**





**Positivity
Rate* :
0.27%**

**Active
Rate*:
0.00%**

**Case
Fatality Rate* :
0.00%**

*Total positive cases In the past 7 days

*CFR and positivity is for Past 7 days

Download BBMP Bulletin	https://apps.bbmpgov.in/covid19/mediabulletin.php
To register for vaccination :	https://selfregistration.cowin.gov.in/
BBMP COVID19 Dashboard:	https://apps.bbmpgov.in/covid19/
Follow us on:	 www.facebook.com/bbmp.comm1/
	 twitter.com/BBMPCOMM
	  BBMPSplHealth

Issued by:

Honorable Chief Commissioner, BBMP
Special Commissioner Health, BBMP
MD, Bengaluru Smart City Limited

THANK YOU !

